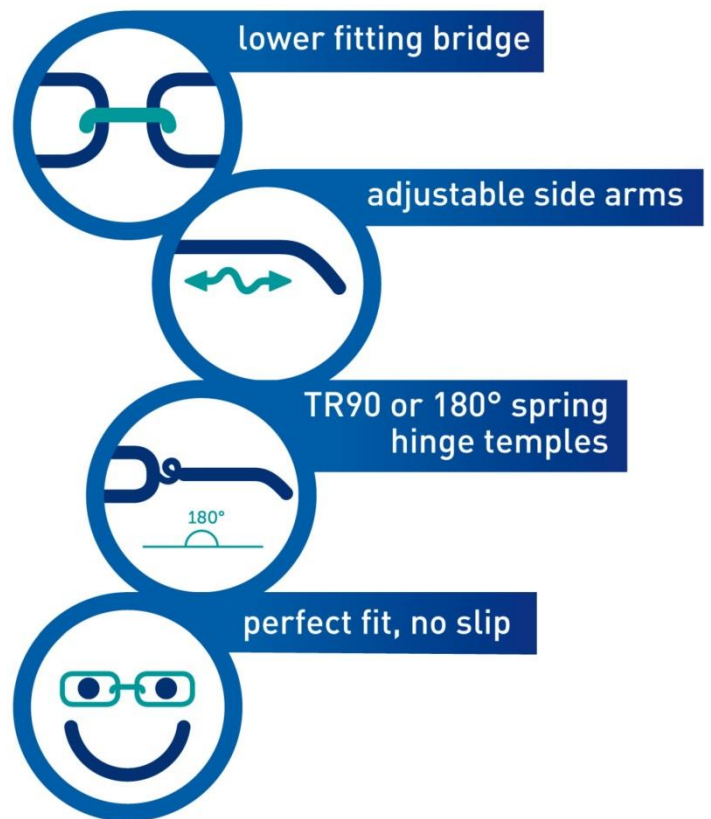


# Erin's World

# improved sight

FOR A BETTER QUALITY OF LIFE

Erin's World frames aim to improve the sight and quality of life for individuals by providing a custom frame, fit for their unique needs



*Specs  
4Us*

See Something New



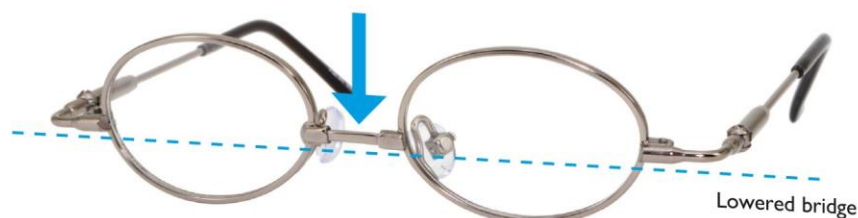


# *Specs 4Us*

*See Something New*

## **Erin's World frames - specially formatted to fit individuals with low bridges.**

Are you tired of glasses that...  
are uncomfortable? are too big? keep slipping?

Erin's World frames are custom-designed with shortened temples, extra wide frame fronts, and a lowered bridge. Temples are either 180° spring hinges or TR90. The frames are finished for the real world by using a Titanium memory flex bridge.



**We help individuals - with unique fitting needs - find their local eye care professionals.**



ERIN MODEL 05 GUNMETAL LIGHT



ERIN MODEL 13 WINE MATT

ERIN MODEL 01 BROWN



## EW-01



35	16	105
38	16	110
40	16	110
43	18	120

COLOR  
Brown  
Pink  
Navy  
Lilac

## EW-02



40	16	110
43	16	120
46	18	125


COLOR  
Pink  
Lilac  
Wine

## EW-03



38	16	110
40	16	110
43	18	120
46	18	125

COLOR  
Blue Demi  
Blue Light(43 & 46 eye only)  
Green Light  
Lilac



"Thank you so much! The glasses are adorable and look so great on her. She loves them and is so happy that they stay on and don't slide down her nose. Thanks again!"

T. Cleghorn



## EW-04

41	16	115
43	16	120
46	18	125

COLOR  
Green Dark  
Gunmetal Light  
Pink  
Pink Demi  
Navy



## EW-05

48	18	125
51	18	125

COLOR  
Black Demi  
Brown/Silver Matte  
Green Dark  
Gunmetal Light



## EW-06

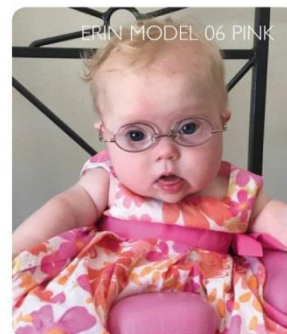
33	15	105 (Pink & Brown only)
35	16	105
38	16	110
41	16	115

COLOR  
Brown  
Blue Demi  
Gunmetal Light  
Pink








*"You have a customer for life! It was an answer to prayer to find a solution for frames that fit Thomas. Thank you so very much!"*  
S. Smith






## EW-07

		
42	16	120
45	16	120
48	20	125

COLOR  
Brown  
Navy  
Red  
Violet Dark






## EW-08

		
43	16	120
46	18	125

COLOR  
Brown  
Gold Demi  
Navy  
Brown/Silver Matte



## EW-09

		
35	16	105
38	16	110
40	16	110
43	16	120

COLOR  
Green Dark  
Gunmetal Dark  
Pink Demi  
Wine  
Navy (38 and 43 eye only)



ERIN MODEL 03 GREEN



"Ezrie is happier, babbling more... books are more interesting and she has advanced according to her therapists. All thanks to you!"  
L. O'Neil

## EW-09

46	18	125
48	18	125

COLOR  
Aqua  
Pink Antique  
Blue  
Brown/Silver Matte



## EW-11

38	17	105
40	17	120
43	17	120

COLOR  
Blue Bright  
Dark Violet  
Matte Brown  
Black Shiny  
Wine Matte



## EW-12

46	18	120
48	18	125

COLOR  
Gunmetal Dark Matte  
Dark Violet  
Brown Matte  
Wine Matte








## EW-13

		
43	20	120
46	20	125
48	22	130
51	22	130

COLOR  
Brown Matte  
Green Dark Matte  
Wine Matte  
Black (not in 43 eye)






## EW-14

		
43	18	120
46	20	125
48	20	130

COLOR  
Brown/Silver Matte  
Navy  
Lilac






## EW-15

		
46	20	125
48	20	130
54	22	135

COLOR  
Black/Grey Matte  
Navy/Blue Matte (not 54 eye)  
Brown/Orange Matte  
Red/Pink Matte (not in 54 eye)



## EW-16

		
43	17	120
51	20	130

COLOR  
Turquoise  
Matte Black  
Matte Brown



# *Specs4Us*<sup>TM</sup>

*14585 E Park Street  
PO Box 465  
Burton, Ohio 44021*



*www.Specs4Us.com*

*800-586-1885*

*info@Specs4Us.com*



## *Erin's World Frames*<sup>TM</sup> *by Specs4Us*<sup>TM</sup>

*Helping individuals see the world  
more clearly, one frame at a time!*



